



Project _____
 Item # _____
 Quantity _____

Toast-Qwik® Electric Conveyor Toasters

Models: TQ-800, -800H, -805, -800BA, -800HBA, -1800, -1800H, -1800BA, -1800HBA

The Hatco Toast-Qwik® is an economical conveyor toaster with fast, dependable and versatile toasting, offering 800 to 1800 slices per hour. Hatco toasters utilize conveyor speed, not temperature to determine toasting color. This method allows for instant adjustment of toasting time to match the bread product being toasted.

Standard features

- Patented ColorGuard sensing system assures toast uniformity
- Optional power save mode with indicator light saves energy and money during slow periods
- Efficient design of front or rear discharge allows Toast-Qwik to be placed where it is most convenient – for sending product to operator side or customer/server
- BA models toast one side only and are for bagels and buns only, cut side up
- Opening height is 2" (5 mm) and for H models is 3" (8 mm)
- Insulation and an interior fan provide cool surface temperatures
- Toast storage area keeps bread warm and dry
- Permanently lubricated ball bearing motor and heating elements guaranteed against burnout and breakage for two years

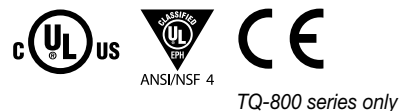


Options (available at time of purchase only)

- Automatic Power Save Mode

Accessories

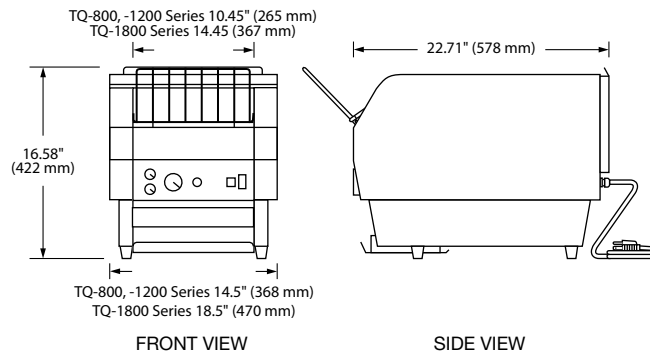
- Additional extended feed guide. (Add 3" (76 mm))
- Security Package





Toast-Qwik® Electric Conveyor Toasters

Models: TQ-800, -800H, -805, -800BA, -800HBA, -1800, -1800H, -1800BA, -1800HBA



SPECIFICATIONS Toast-Qwik Conveyor Toasters

The shaded areas contain electrical information for international models

Model	Dimensions (Width x Depth x Height)	Volts	Hertz	Phase	Watts	Amps	Plug	Ship Weight*	
TQ-800 TQ-800H	14.5" x 22.71" x 16.58" (368 x 578 x 422 mm) Tray extends 6.5" (165 mm) in rear	208	60	Single	3330	16.0	NEMA 6-20P†	62 lbs. (28 kg)	
		240			13.9	NEMA 6-15P‡			
		200	50/60		3080	15.4	AS 3112		
		220-230 (CE)			3019-3330	13.8-14.5	No Plug		
		230-240 (CE)			3330-3593	14.5-15.0			
TQ-805	14.5" x 22.71" x 16.58" (368 x 578 x 422 mm) Tray extends 6.5" (165 mm) in rear	230-240 (CE)	50/60	Single	3330-3593	14.5-15.0	No Plug	62 lbs. (28 kg)	
TQ-800BA TQ-800HBA		208	60	Single	3280	15.8	NEMA 6-20P†	62 lbs. (28 kg)	
		240			13.7	NEMA 6-15P‡			
		200	50/60		3033	15.1	AS 3112		
		220-230 (CE)			2791-3050	12.7-13.3	No Plug		
230-240 (CE)	3050-3321	13.3-13.9							
TQ-1800	18.5" x 22.71" x 16.58" (470 x 578 x 422 mm) Tray extends 6.5" (165 mm) in rear	208	60	Single	4440	21.4	NEMA 6-30P	73 lbs. (33 kg)	
TQ-1800H		240	60		4650	18.5			
		208			4650	22.4			
TQ-1800BA		240	60		4580	19.4			
		208			4580	22.0			
TQ-1800HBA		240	60		4580	19.1			
		208			4580	22.0			
			240		60	4580			19.1

* Shipping weight includes packaging.

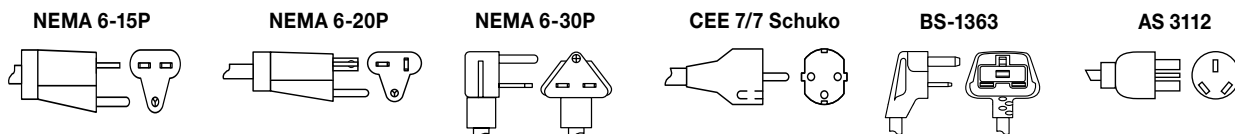
† Available with optional 6-30P cord

‡ NEMA 6-20P cord for Canada

CORD LOCATION

Bottom right corner on back of unit.

PLUG CONFIGURATIONS



PRODUCT SPECS Conveyor Toasters

The electric Toast-Qwik® Conveyor Toaster with patented ColorGuard shall be a Hatco model ... as manufactured by the Hatco Corporation, Milwaukee, WI 53234 U.S.A.

The Toaster shall have the capacity to toast up to ... pieces per minute and it shall be rated at ... kW, ... volts, single phase. The toaster shall be of stainless steel design and shall include a front mounted controlpanel with a toast selector knob, variable speed

control knob, and an aluminum toast collector pan. The toaster will have multiple metal sheathed heating elements and an impedance protected motor. It shall be complete with factory attached UL listed 4' (1219 mm) cord and plug.

Comes with 24/7 parts and service assistance (U.S. and Canada only).

HATCO CORPORATION | P.O. Box 340500 Milwaukee, WI 53234-0500 U.S.A.

(800) 558-0607 | (414) 671-6350 | www.hatcocorp.com | equipsales@hatcocorp.com | intl@hatcocorp.com